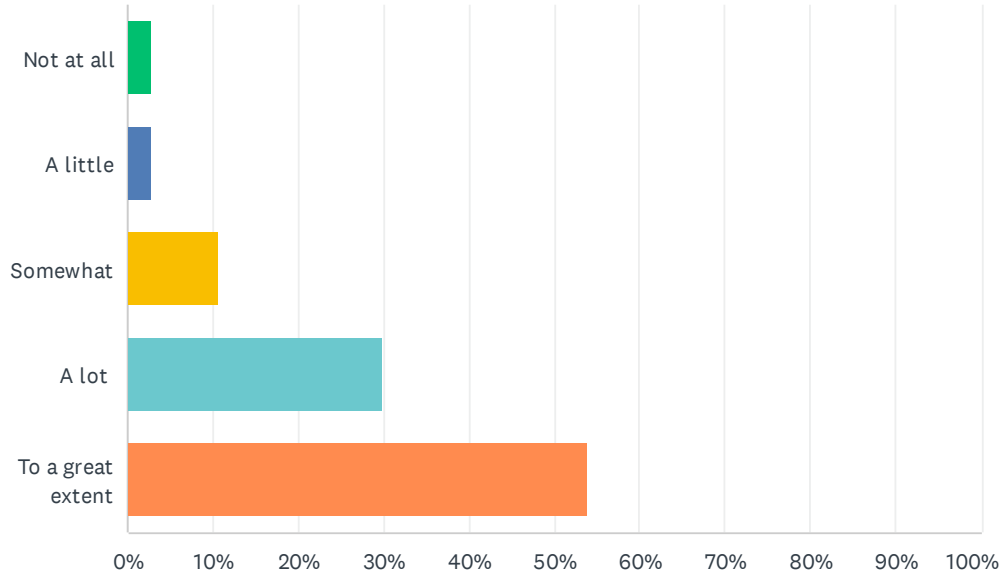


Q1 To what extent does the Tewksbury Police Department develop relationships with community members (e.g., residents, organizations, and groups)?

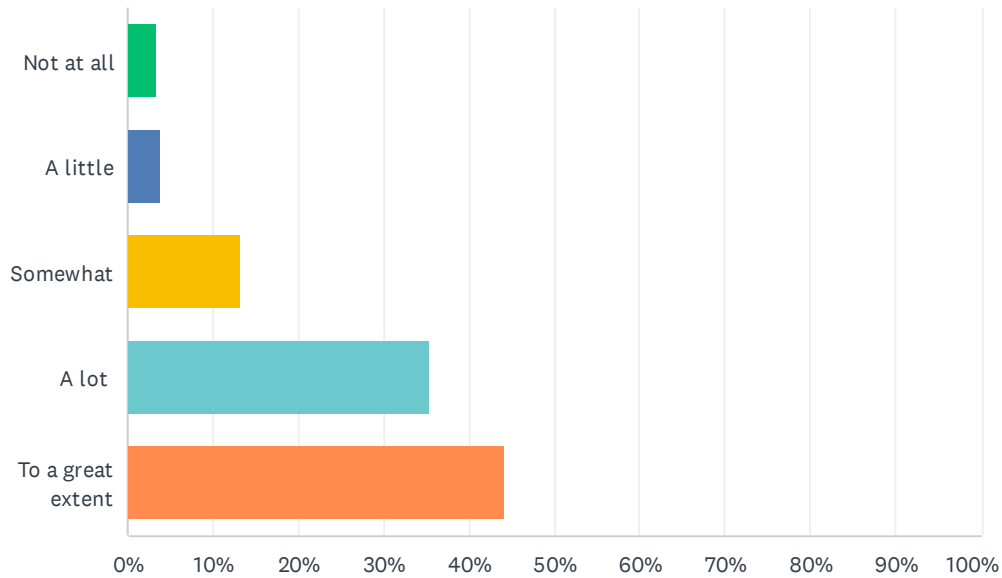
Answered: 335 Skipped: 0



ANSWER CHOICES	RESPONSES
Not at all	2.69% 9
A little	2.69% 9
Somewhat	10.75% 36
A lot	29.85% 100
To a great extent	54.03% 181
TOTAL	335

Q2 To what extent does the Tewksbury Police Department regularly communicate with community members (e.g., websites, e-mails, or public meetings)?

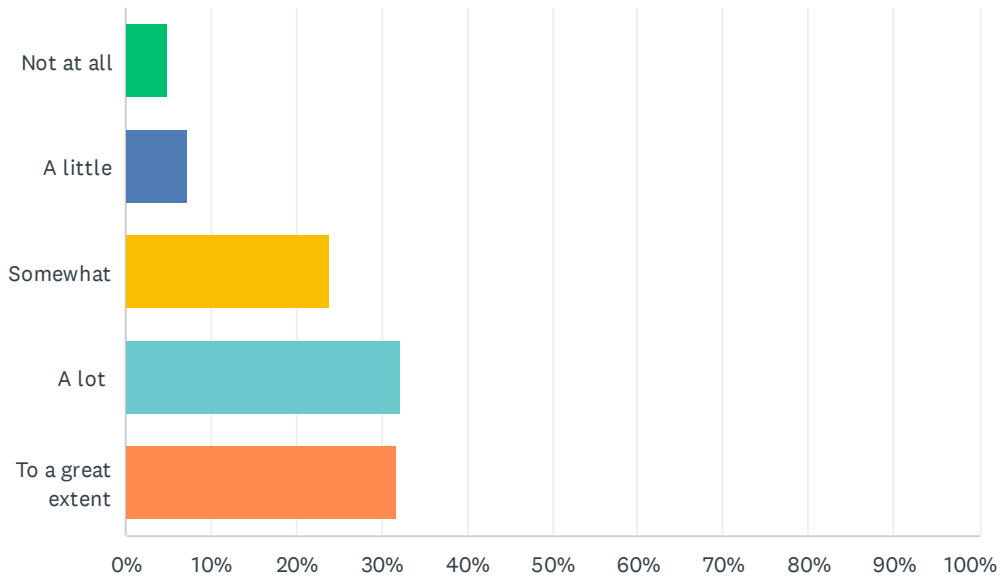
Answered: 331 Skipped: 4



ANSWER CHOICES	RESPONSES
Not at all	3.32% 11
A little	3.93% 13
Somewhat	13.29% 44
A lot	35.35% 117
To a great extent	44.11% 146
TOTAL	331

Q3 To what extent does the Tewksbury Police Department make it easy for community members to provide input (e.g., comments, suggestions, and concerns)?

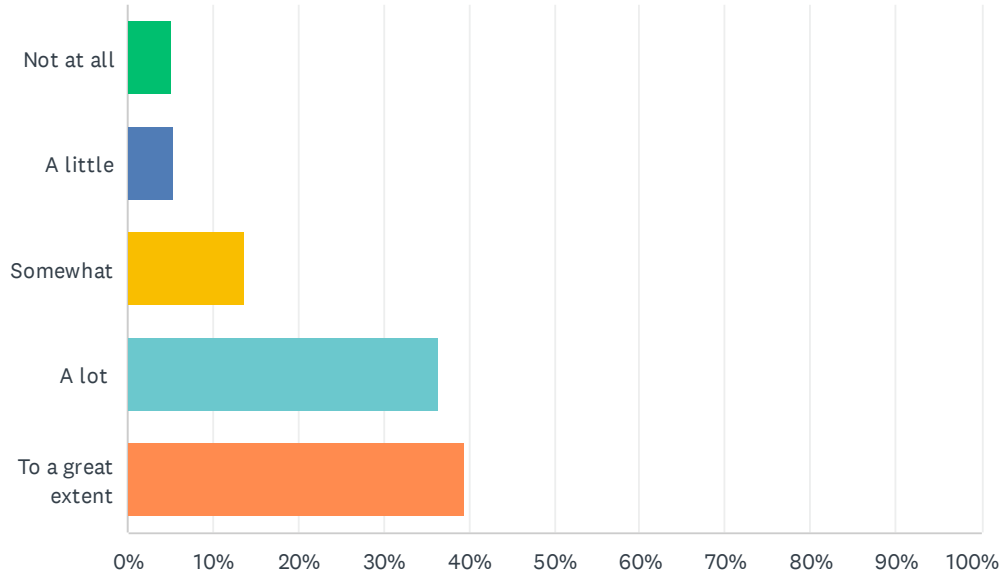
Answered: 327 Skipped: 8



ANSWER CHOICES	RESPONSES	
Not at all	4.89%	16
A little	7.34%	24
Somewhat	23.85%	78
A lot	32.11%	105
To a great extent	31.80%	104
TOTAL		327

Q4 To what extent does the Tewksbury Police Department work together with community members to solve local problems?

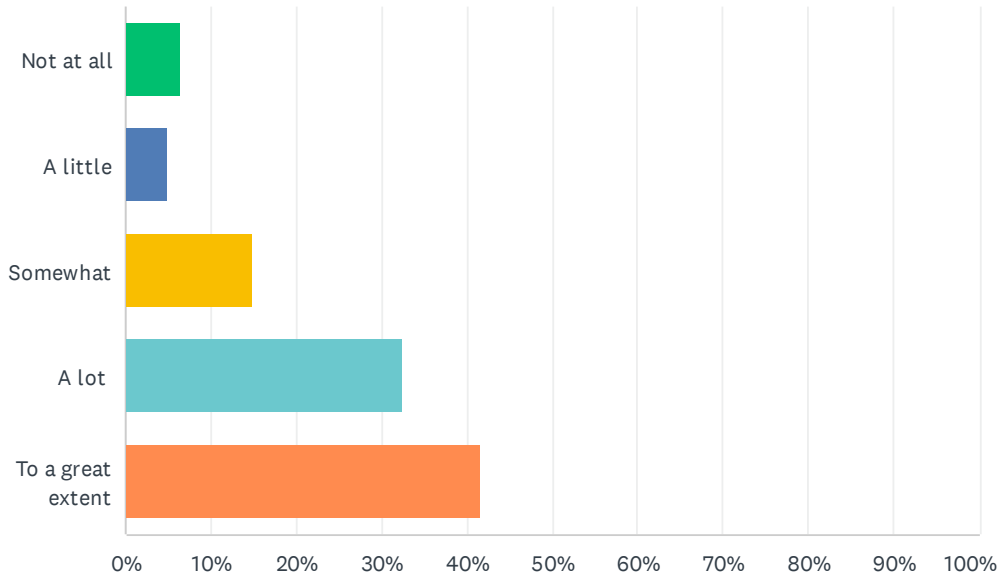
Answered: 332 Skipped: 3



ANSWER CHOICES	RESPONSES	
Not at all	5.12%	17
A little	5.42%	18
Somewhat	13.55%	45
A lot	36.45%	121
To a great extent	39.46%	131
TOTAL		332

Q5 Community policing involves officers in the Tewksbury Police Department working with the community to address the causes of crime in an effort to reduce the problems themselves through a wide range of activities. Based on this definition, to what extent do you think the Tewksbury Police Department practices community policing?

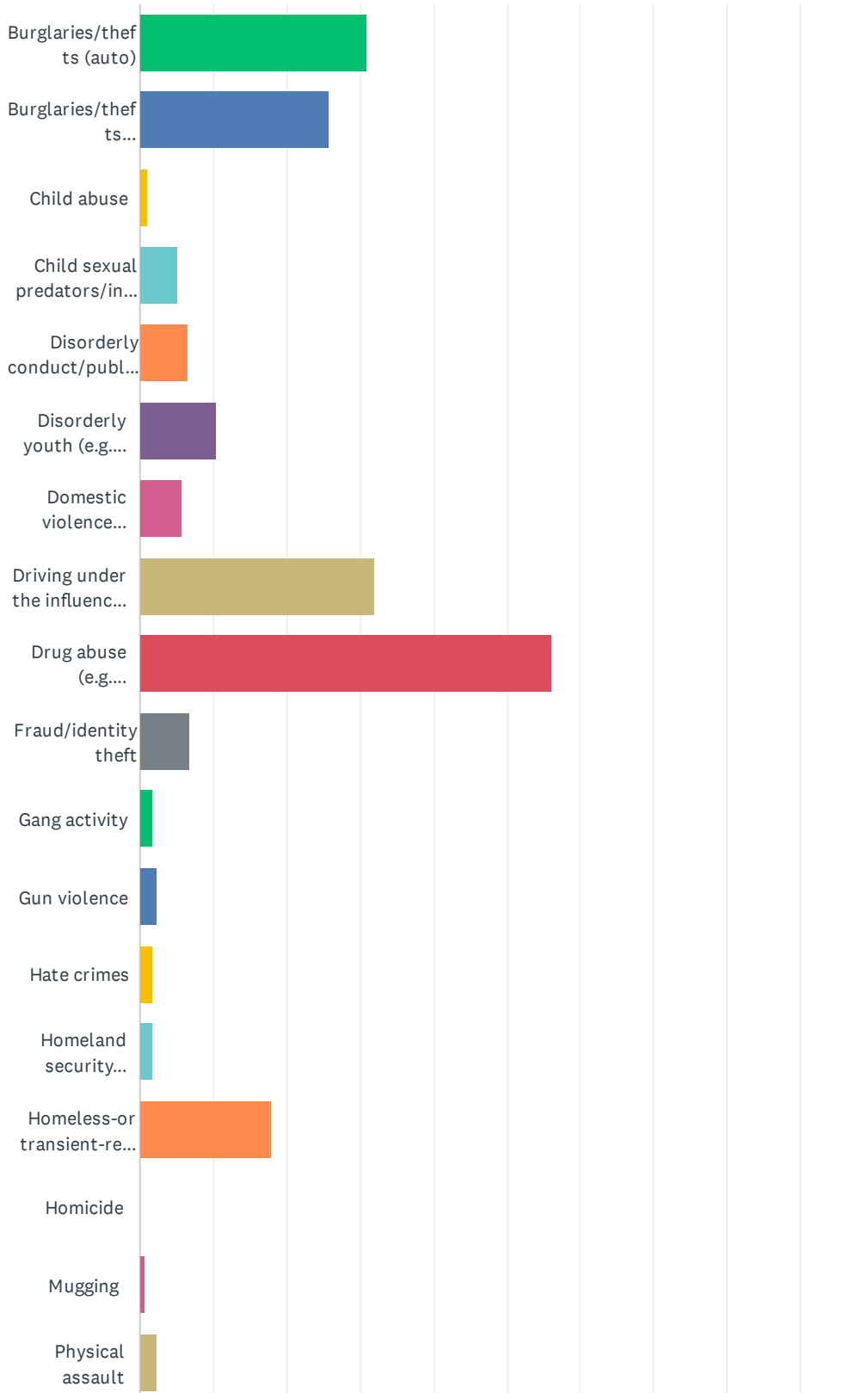
Answered: 330 Skipped: 5



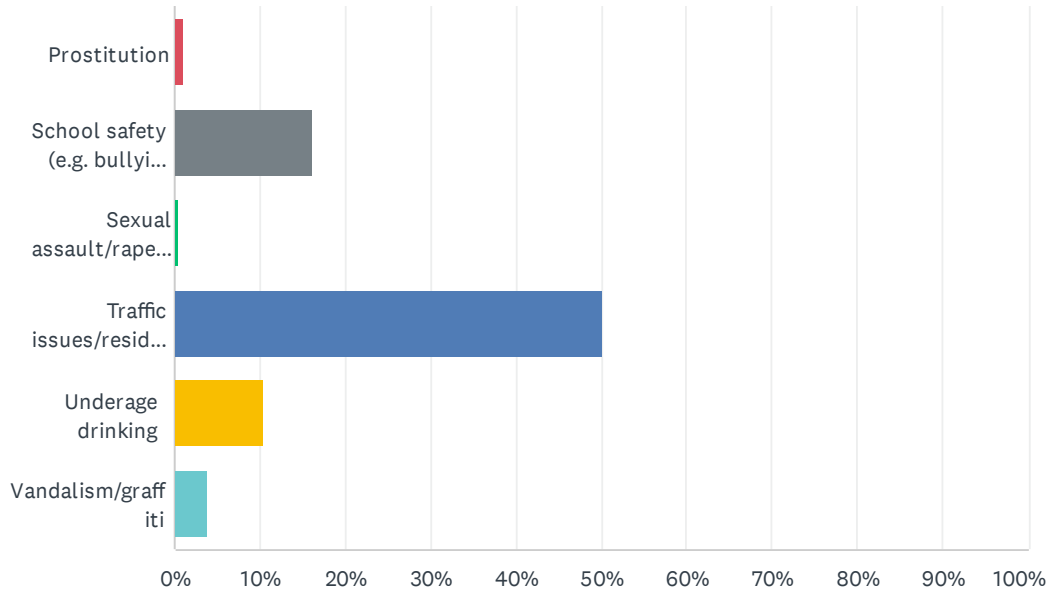
ANSWER CHOICES	RESPONSES	
Not at all	6.36%	21
A little	4.85%	16
Somewhat	14.85%	49
A lot	32.42%	107
To a great extent	41.52%	137
TOTAL		330

Q6 Please select the three (3) issues you think are the greatest problems within your community.

Answered: 307 Skipped: 28



Tewksbury Police Department Community Survey

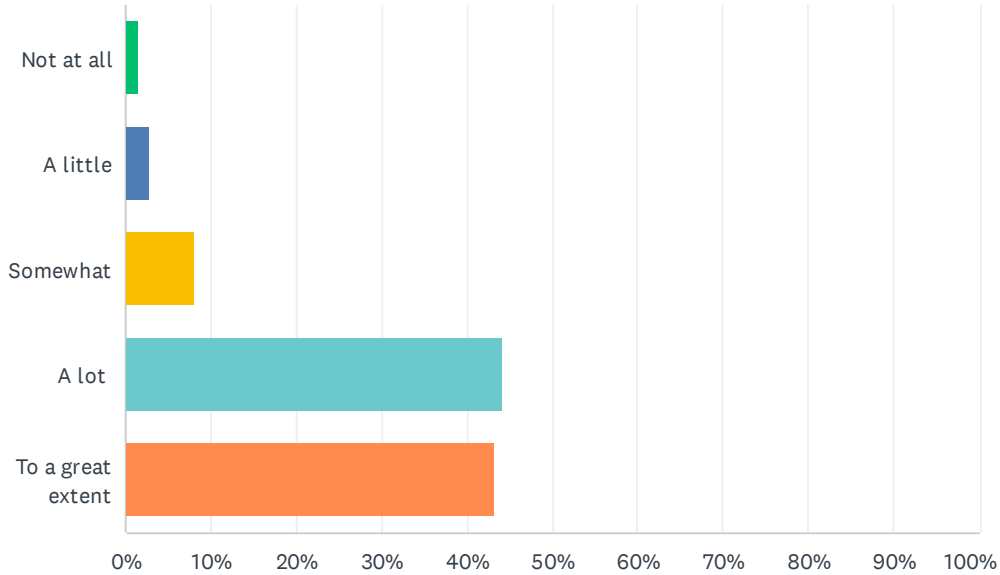


Tewksbury Police Department Community Survey

ANSWER CHOICES	RESPONSES	
Burglaries/thefts (auto)	30.94%	95
Burglaries/thefts (residential)	25.73%	79
Child abuse	0.98%	3
Child sexual predators/internet safety	5.21%	16
Disorderly conduct/public intoxication/noise violations	6.51%	20
Disorderly youth (e.g. cruising or gathering)	10.42%	32
Domestic violence (adult)	5.86%	18
Driving under the influence (i.e. alcohol or drugs)	31.92%	98
Drug abuse (e.g. manufacture, sale, or use of illegal/prescription drugs)	56.03%	172
Fraud/identity theft	6.84%	21
Gang activity	1.63%	5
Gun violence	2.28%	7
Hate crimes	1.63%	5
Homeland security problems	1.63%	5
Homeless-or transient-related problems (panhandling)	17.92%	55
Homicide	0.00%	0
Mugging	0.65%	2
Physical assault	2.28%	7
Prostitution	0.98%	3
School safety (e.g. bullying, fighting, or weapons)	16.29%	50
Sexual assault/rape (adult)	0.33%	1
Traffic issues/residential speeding	50.16%	154
Underage drinking	10.42%	32
Vandalism/graffiti	3.91%	12
Total Respondents: 307		

Q7 To what extent do you feel safe in your community when you are outside alone during the day?

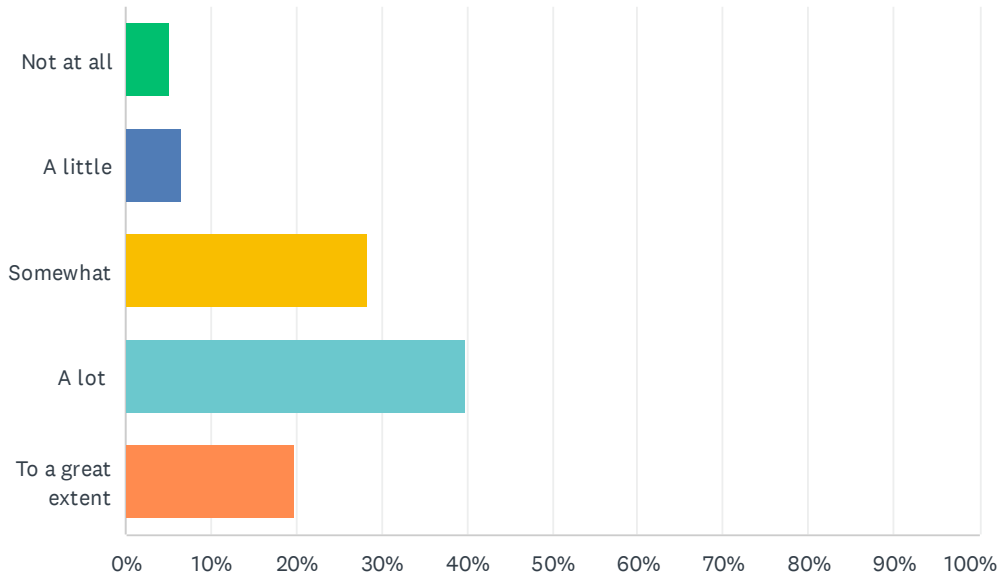
Answered: 317 Skipped: 18



ANSWER CHOICES	RESPONSES	
Not at all	1.58%	5
A little	2.84%	9
Somewhat	8.20%	26
A lot	44.16%	140
To a great extent	43.22%	137
TOTAL		317

Q8 To what extent do you feel safe in your community when you are outside alone at night?

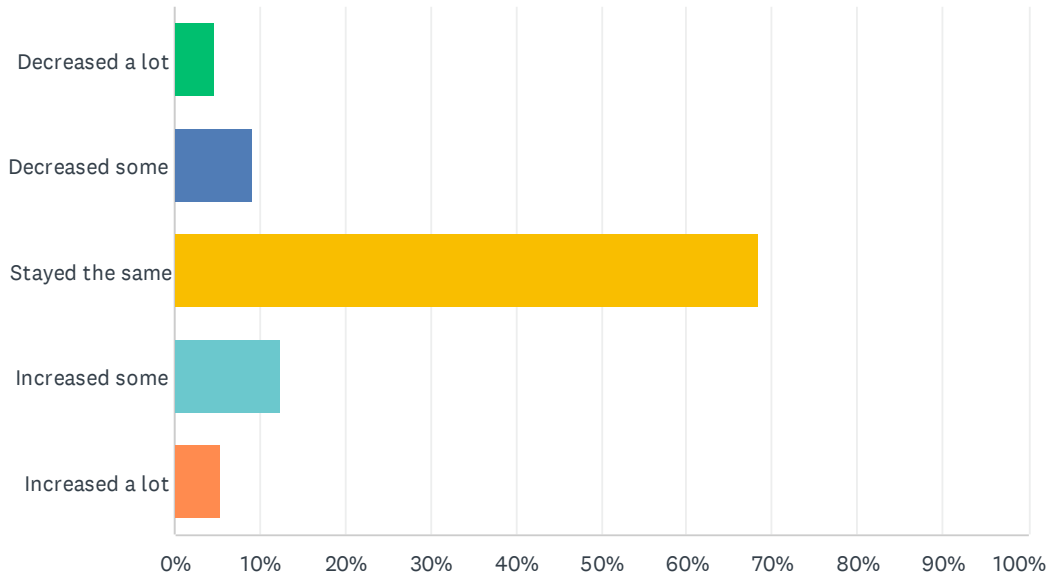
Answered: 313 Skipped: 22



ANSWER CHOICES	RESPONSES	
Not at all	5.11%	16
A little	6.71%	21
Somewhat	28.43%	89
A lot	39.94%	125
To a great extent	19.81%	62
TOTAL		313

Q9 Over the last 12 months, to what extent have your feelings of safety in your community increased, decreased, or stayed the same?

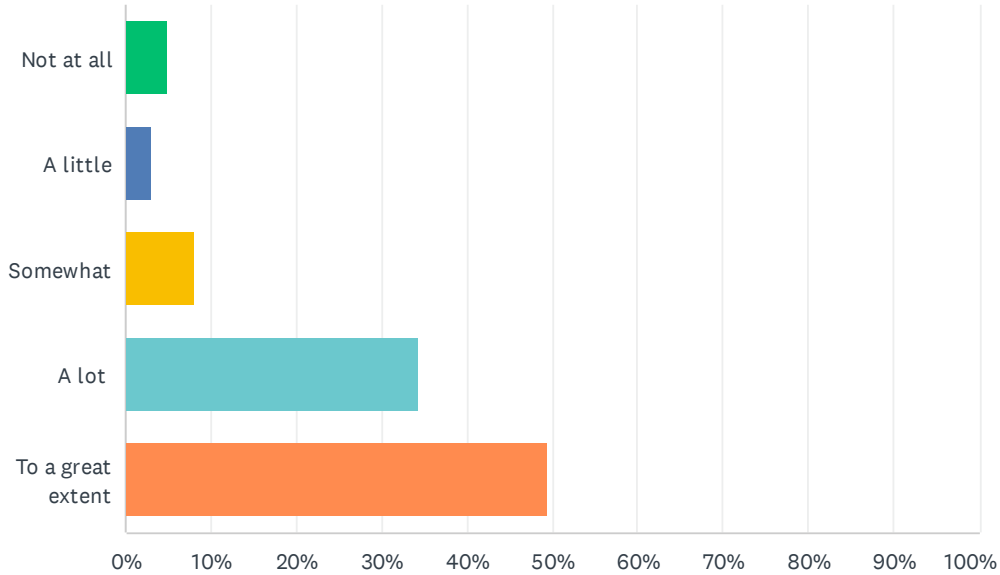
Answered: 316 Skipped: 19



ANSWER CHOICES	RESPONSES	
Decreased a lot	4.75%	15
Decreased some	9.18%	29
Stayed the same	68.35%	216
Increased some	12.34%	39
Increased a lot	5.38%	17
TOTAL		316

Q10 To what extent do officers in the Tewksbury Police Department treat people fairly?

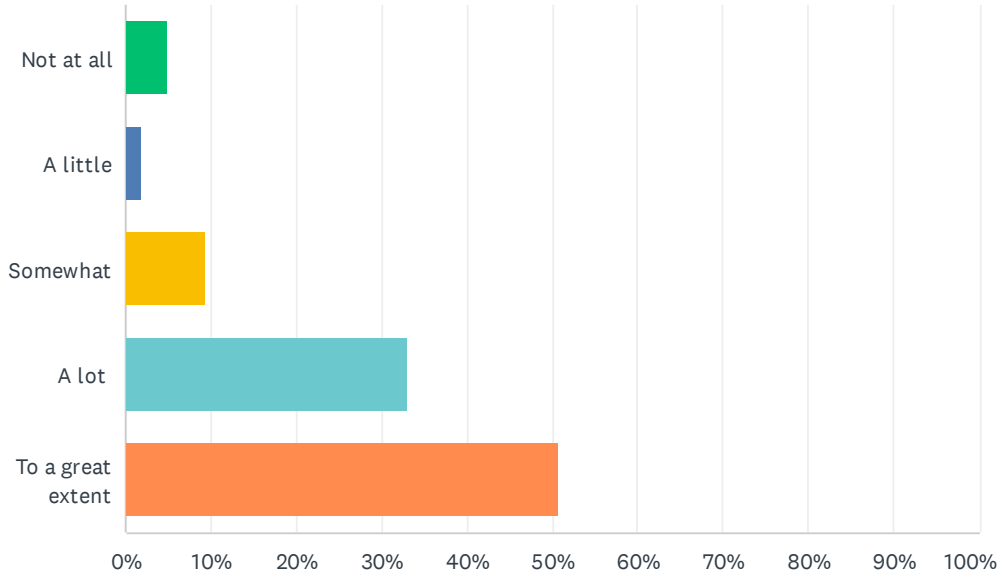
Answered: 305 Skipped: 30



ANSWER CHOICES	RESPONSES	
Not at all	4.92%	15
A little	2.95%	9
Somewhat	8.20%	25
A lot	34.43%	105
To a great extent	49.51%	151
TOTAL		305

Q11 To what extent do officers in the Tewksbury Police Department show concern for community members?

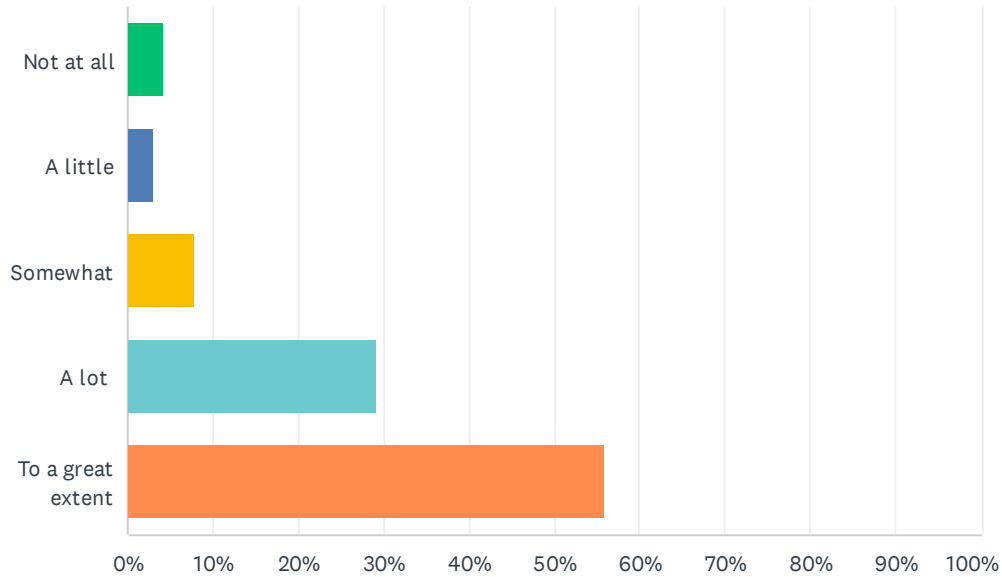
Answered: 308 Skipped: 27



ANSWER CHOICES	RESPONSES	
Not at all	4.87%	15
A little	1.95%	6
Somewhat	9.42%	29
A lot	33.12%	102
To a great extent	50.65%	156
TOTAL		308

Q12 To what extent are officers in the Tewksbury Police Department respectful?

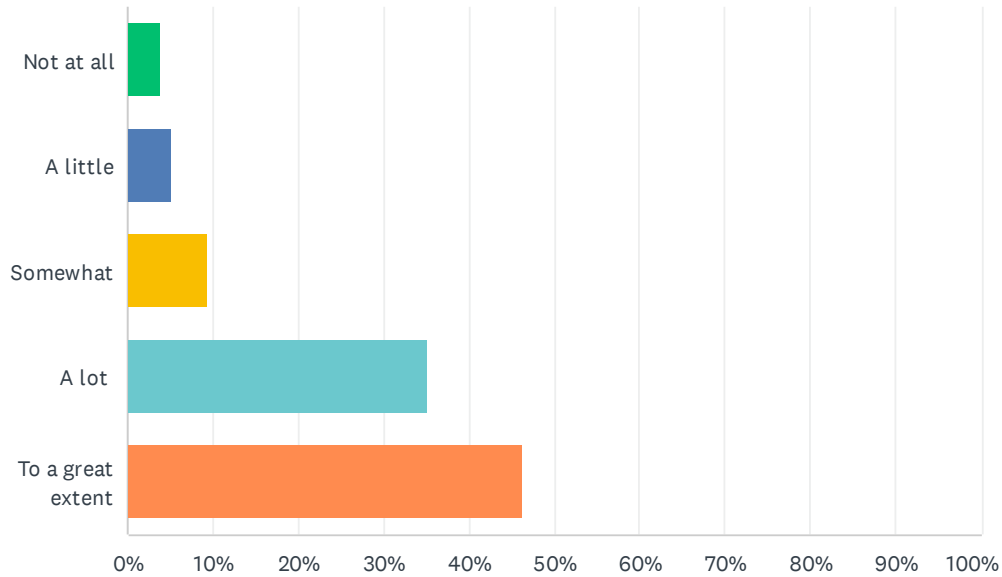
Answered: 308 Skipped: 27



ANSWER CHOICES	RESPONSES	
Not at all	4.22%	13
A little	2.92%	9
Somewhat	7.79%	24
A lot	29.22%	90
To a great extent	55.84%	172
TOTAL		308

Q13 To what extent is the Tewksbury Police Department responsive to the concerns of community members?

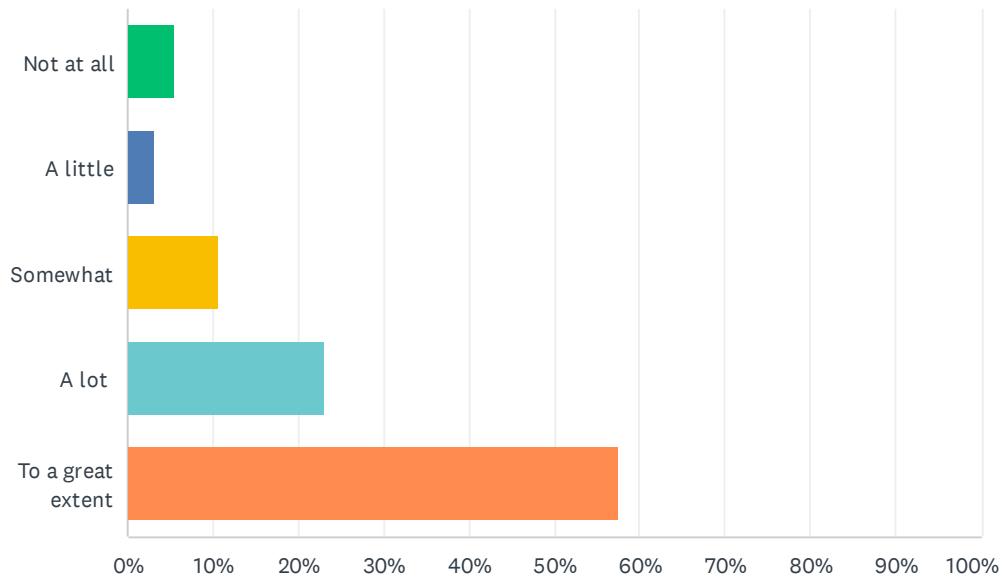
Answered: 307 Skipped: 28



ANSWER CHOICES	RESPONSES	
Not at all	3.91%	12
A little	5.21%	16
Somewhat	9.45%	29
A lot	35.18%	108
To a great extent	46.25%	142
TOTAL		307

Q14 To what extent do you trust your law enforcement agency?

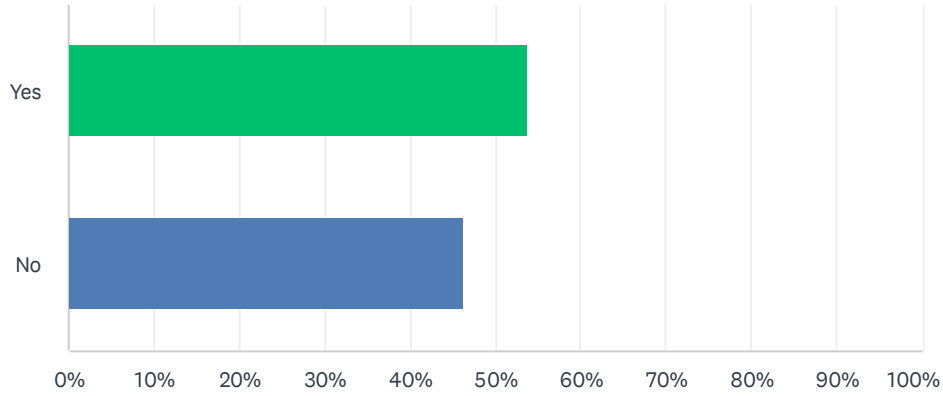
Answered: 309 Skipped: 26



ANSWER CHOICES	RESPONSES	
Not at all	5.50%	17
A little	3.24%	10
Somewhat	10.68%	33
A lot	22.98%	71
To a great extent	57.61%	178
TOTAL		309

Q15 Have you had contact with an officer in the Tewksbury Police Department during the past 12 months?

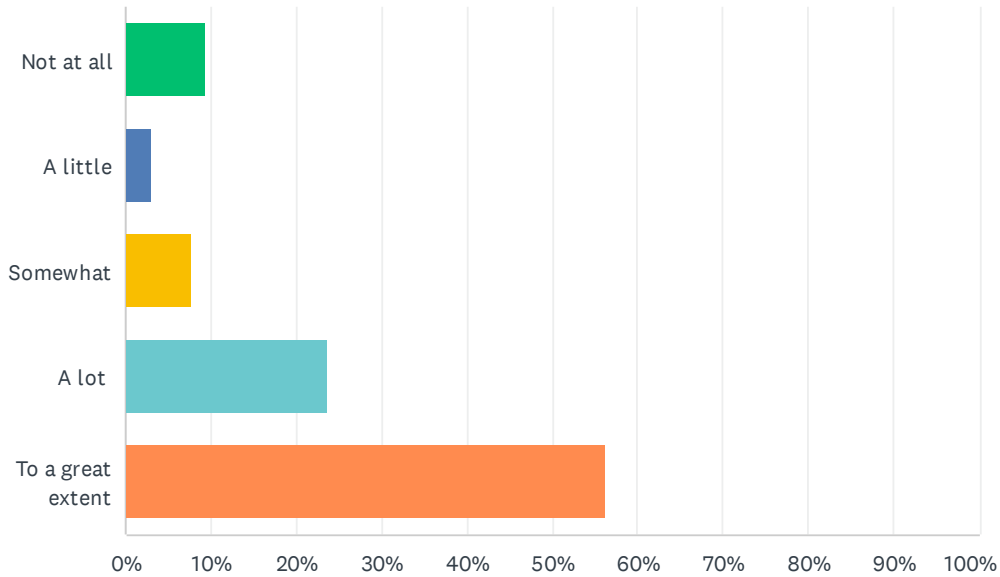
Answered: 309 Skipped: 26



ANSWER CHOICES	RESPONSES	
Yes	53.72%	166
No	46.28%	143
TOTAL		309

Q16 During your encounter with the officer, to what extent did the officer sufficiently explain his or her actions and procedures?

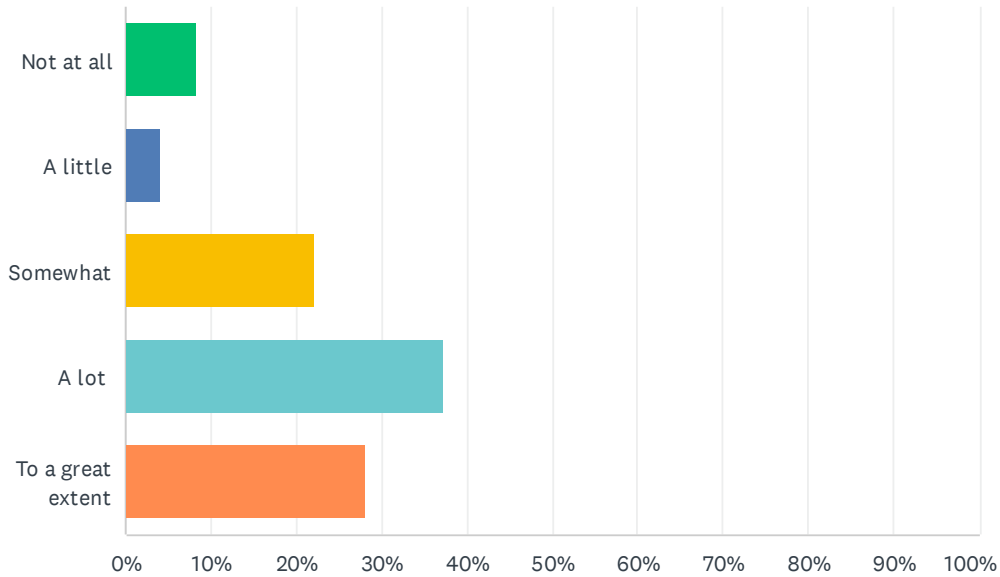
Answered: 169 Skipped: 166



ANSWER CHOICES	RESPONSES	
Not at all	9.47%	16
A little	2.96%	5
Somewhat	7.69%	13
A lot	23.67%	40
To a great extent	56.21%	95
TOTAL		169

Q17 To what extent is the Tewksbury Police Department addressing the problems that really concern you?

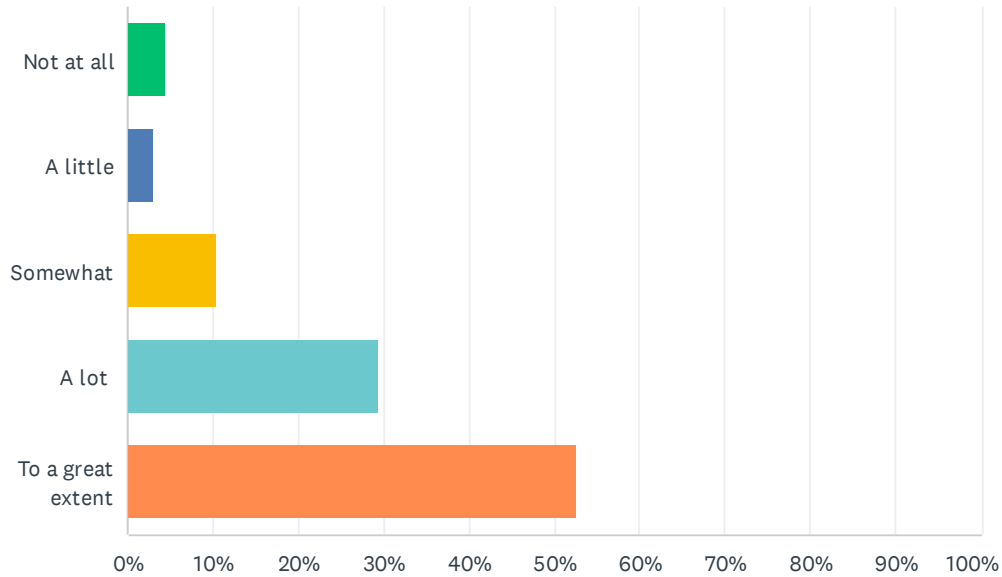
Answered: 301 Skipped: 34



ANSWER CHOICES	RESPONSES	
Not at all	8.31%	25
A little	3.99%	12
Somewhat	22.26%	67
A lot	37.21%	112
To a great extent	28.24%	85
TOTAL		301

Q18 To what extent are you satisfied with the overall performance of the Tewksbury Police Department?

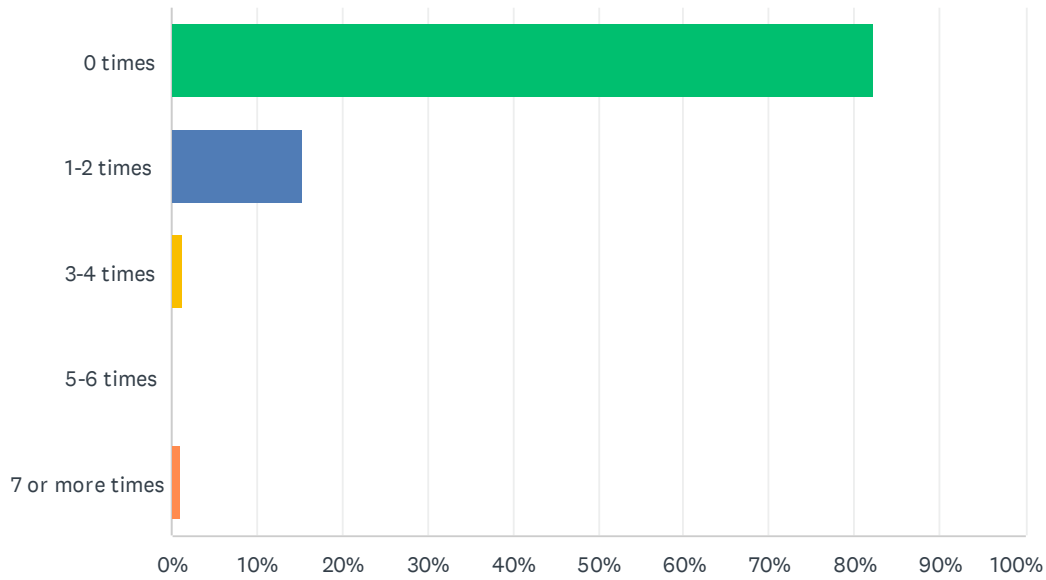
Answered: 306 Skipped: 29



ANSWER CHOICES	RESPONSES	
Not at all	4.58%	14
A little	2.94%	9
Somewhat	10.46%	32
A lot	29.41%	90
To a great extent	52.61%	161
TOTAL		306

Q19 How many times in the past 12 months have you had contact with the Tewksbury Police Department for traffic issues (e.g., citation, warning, or vehicle crash)?

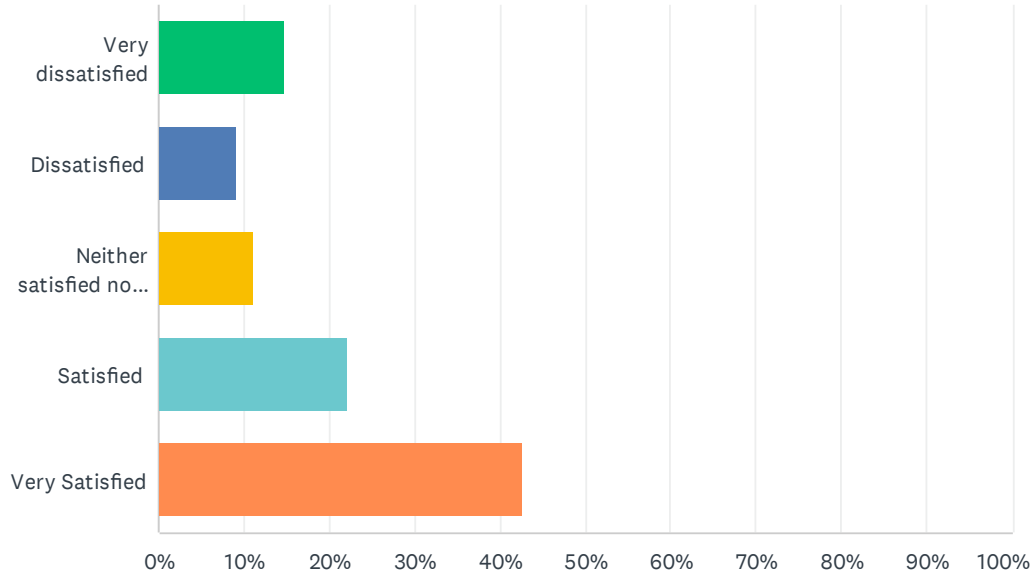
Answered: 305 Skipped: 30



ANSWER CHOICES	RESPONSES	
0 times	82.30%	251
1-2 times	15.41%	47
3-4 times	1.31%	4
5-6 times	0.00%	0
7 or more times	0.98%	3
TOTAL		305

Q20 To what extent are you satisfied with your interaction(s) with your law enforcement agency for traffic issues?

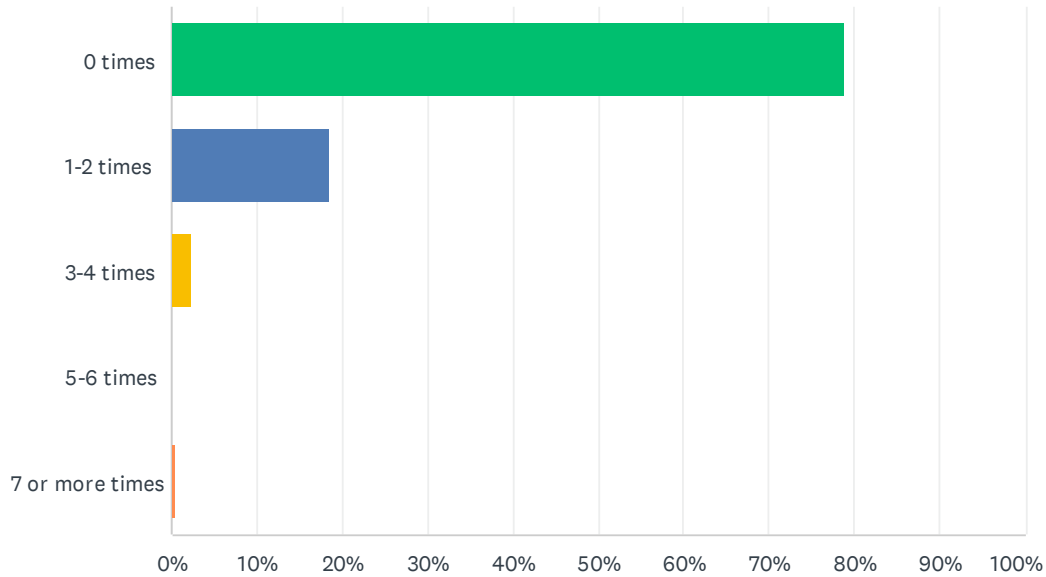
Answered: 54 Skipped: 281



ANSWER CHOICES	RESPONSES	
Very dissatisfied	14.81%	8
Dissatisfied	9.26%	5
Neither satisfied nor dissatisfied	11.11%	6
Satisfied	22.22%	12
Very Satisfied	42.59%	23
TOTAL		54

Q21 How many times in the past 12 months have you had contact with the Tewksbury Police Department for 911 emergency calls?

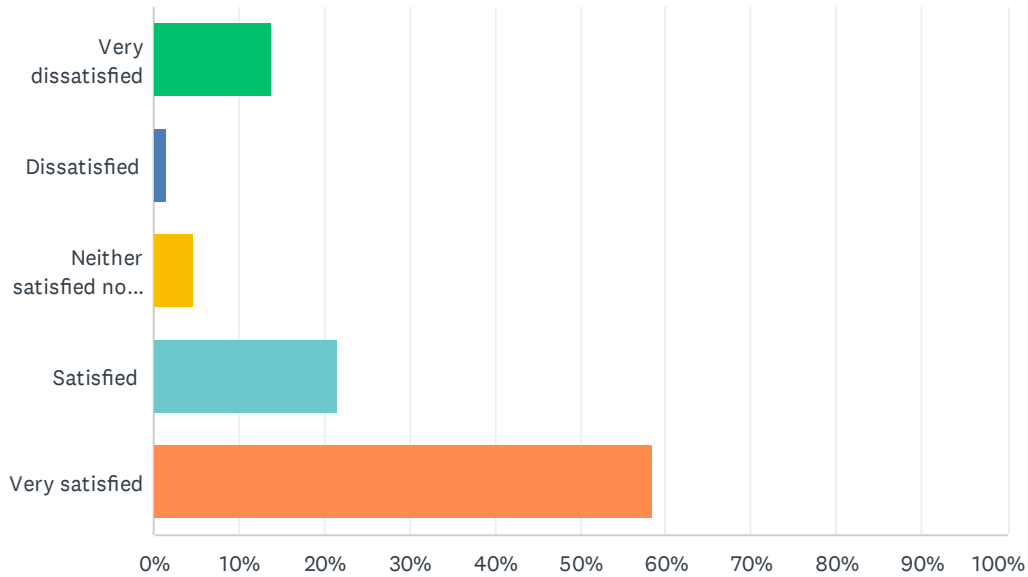
Answered: 303 Skipped: 32



ANSWER CHOICES	RESPONSES	
0 times	78.88%	239
1-2 times	18.48%	56
3-4 times	2.31%	7
5-6 times	0.00%	0
7 or more times	0.33%	1
TOTAL		303

Q22 To what extent are you satisfied with your interaction(s) with the Tewksbury Police Department for 911 emergency calls?

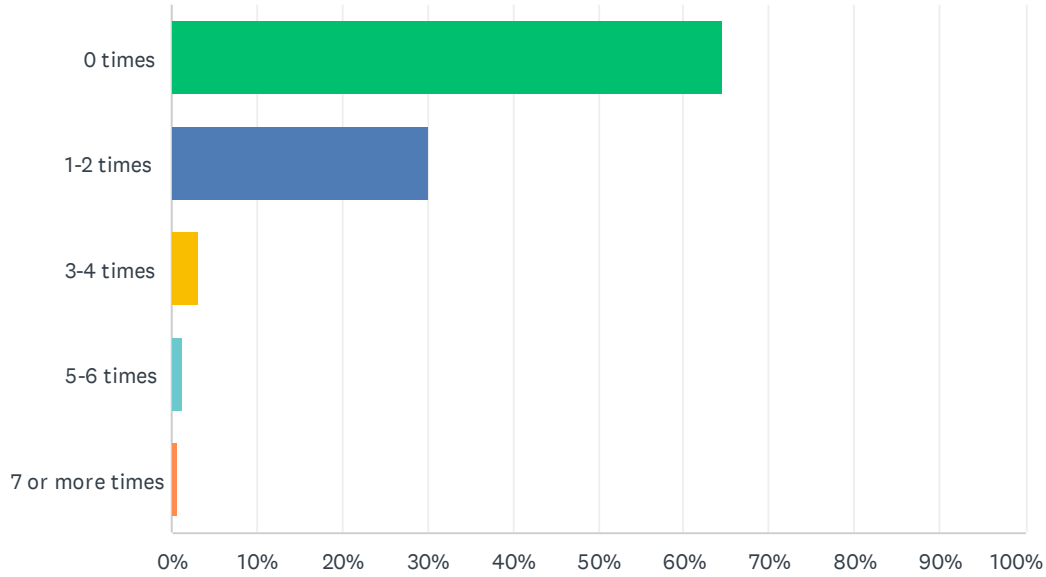
Answered: 65 Skipped: 270



ANSWER CHOICES	RESPONSES	
Very dissatisfied	13.85%	9
Dissatisfied	1.54%	1
Neither satisfied nor dissatisfied	4.62%	3
Satisfied	21.54%	14
Very satisfied	58.46%	38
TOTAL		65

Q23 How many times in the past 12 months have you had contact with the Tewksbury Police Department for non-emergency calls (e.g., to report a crime or suspicious activity)?

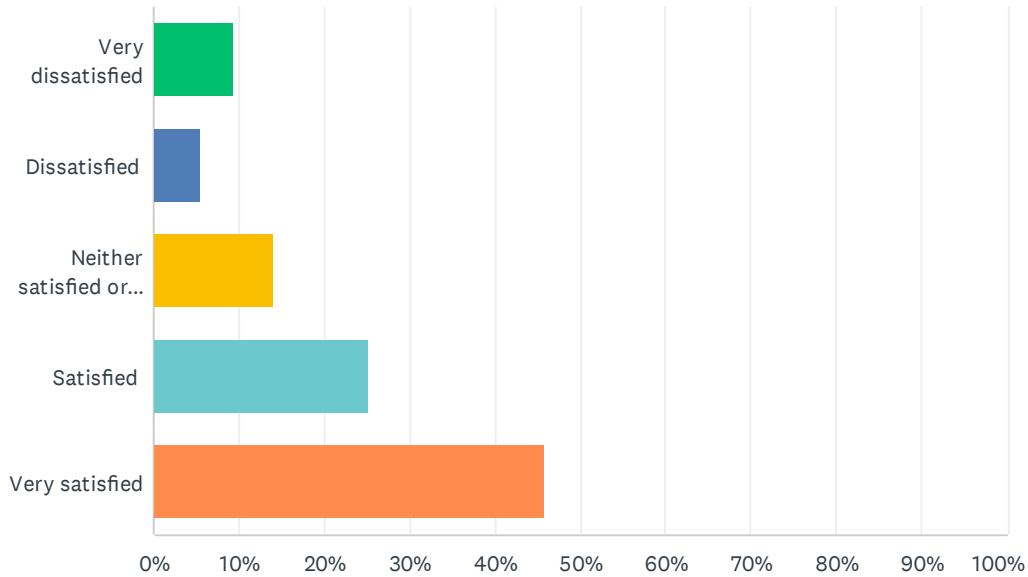
Answered: 303 Skipped: 32



ANSWER CHOICES	RESPONSES
0 times	64.69% 196
1-2 times	30.03% 91
3-4 times	3.30% 10
5-6 times	1.32% 4
7 or more times	0.66% 2
TOTAL	303

Q24 To what extent are you satisfied with your interaction(s) with the Tewksbury Police Department for non-emergency calls?

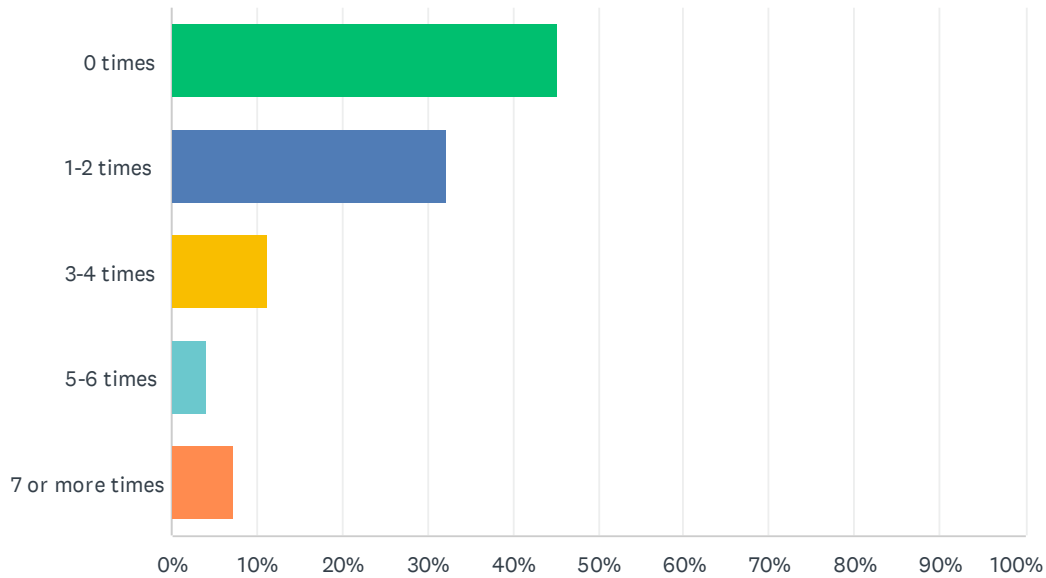
Answered: 107 Skipped: 228



ANSWER CHOICES	RESPONSES	
Very dissatisfied	9.35%	10
Dissatisfied	5.61%	6
Neither satisfied or dissatisfied	14.02%	15
Satisfied	25.23%	27
Very satisfied	45.79%	49
TOTAL		107

Q25 How many times in the past 12 months have you had contact with the Tewksbury Police Department for other contacts or interactions (e.g., attend a community meeting or talk to an officer on patrol)?

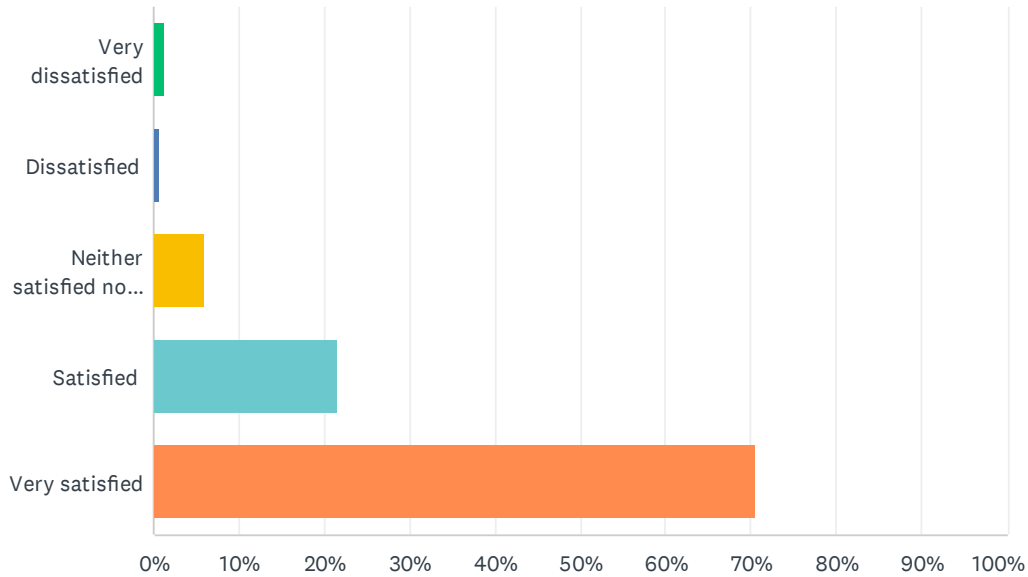
Answered: 301 Skipped: 34



ANSWER CHOICES	RESPONSES
0 times	45.18% 136
1-2 times	32.23% 97
3-4 times	11.30% 34
5-6 times	3.99% 12
7 or more times	7.31% 22
TOTAL	301

Q26 To what extent are you satisfied with your interaction(s) with the Tewksbury Police Department for other contacts or interactions?

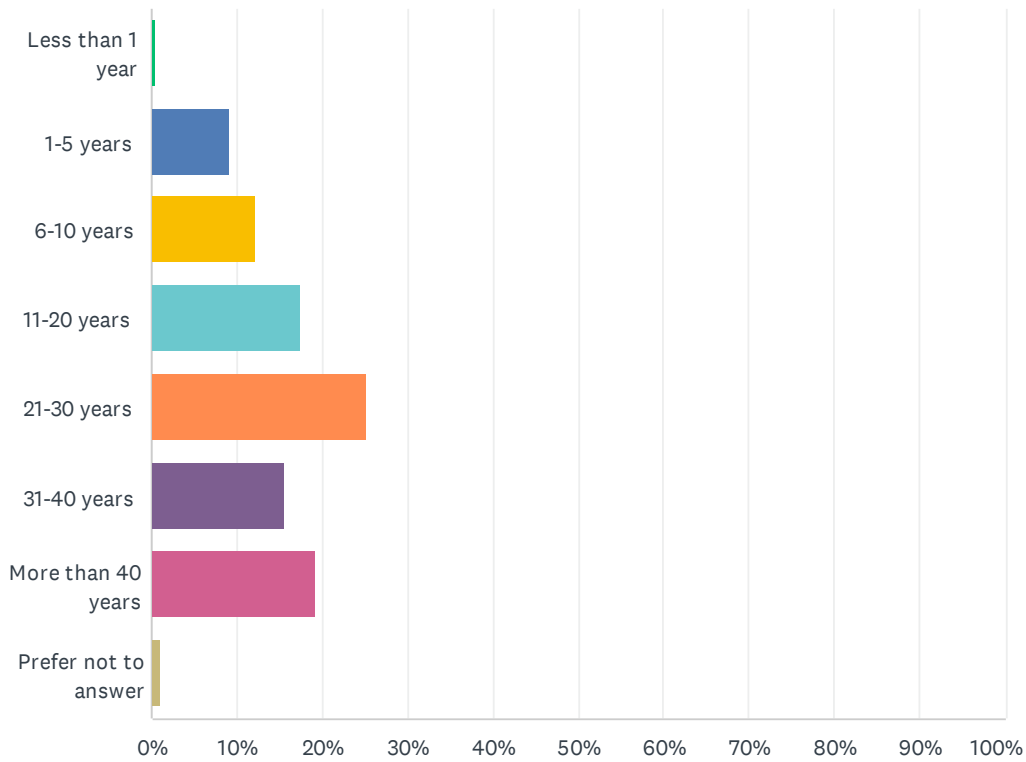
Answered: 167 Skipped: 168



ANSWER CHOICES	RESPONSES	
Very dissatisfied	1.20%	2
Dissatisfied	0.60%	1
Neither satisfied nor dissatisfied	5.99%	10
Satisfied	21.56%	36
Very satisfied	70.66%	118
TOTAL		167

Q27 About how many years have you lived in Tewksbury?

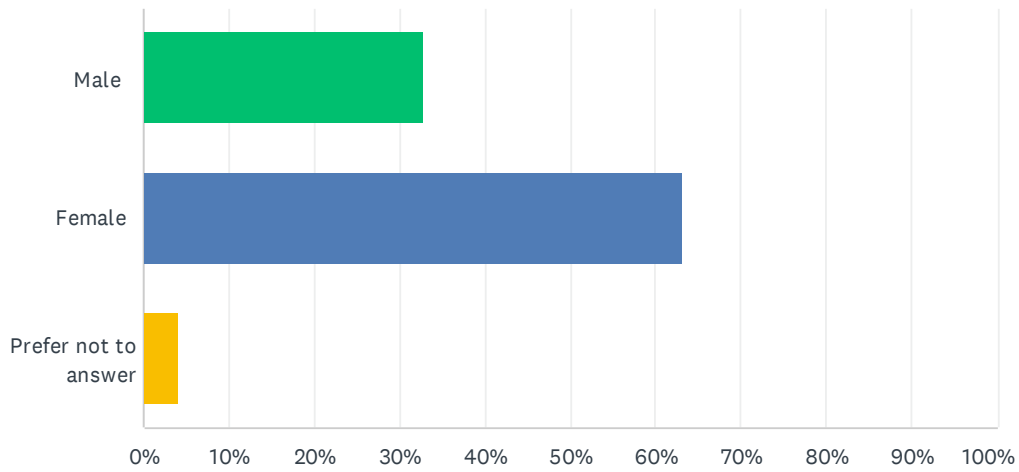
Answered: 297 Skipped: 38



ANSWER CHOICES	RESPONSES	
Less than 1 year	0.34%	1
1-5 years	9.09%	27
6-10 years	12.12%	36
11-20 years	17.51%	52
21-30 years	25.25%	75
31-40 years	15.49%	46
More than 40 years	19.19%	57
Prefer not to answer	1.01%	3
TOTAL		297

Q28 What is your gender?

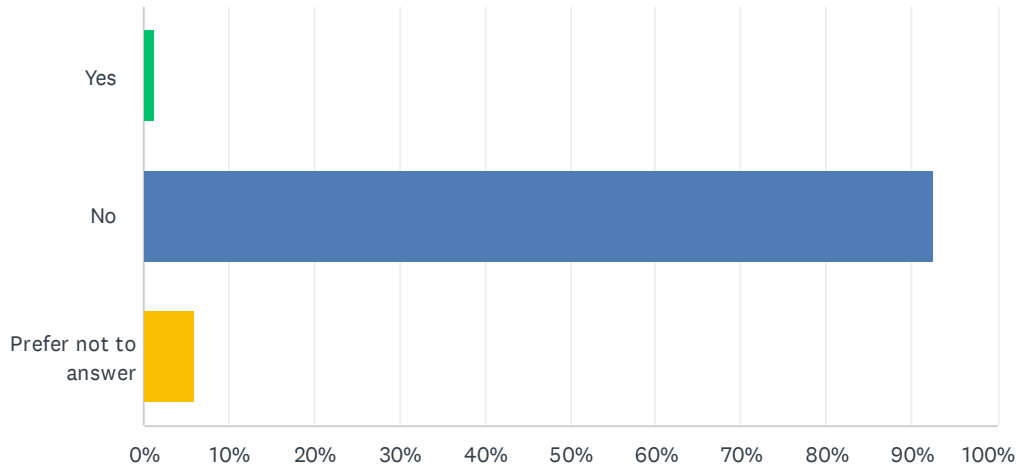
Answered: 293 Skipped: 42



ANSWER CHOICES	RESPONSES	
Male	32.76%	96
Female	63.14%	185
Prefer not to answer	4.10%	12
TOTAL		293

Q29 Are you Hispanic or Latino?

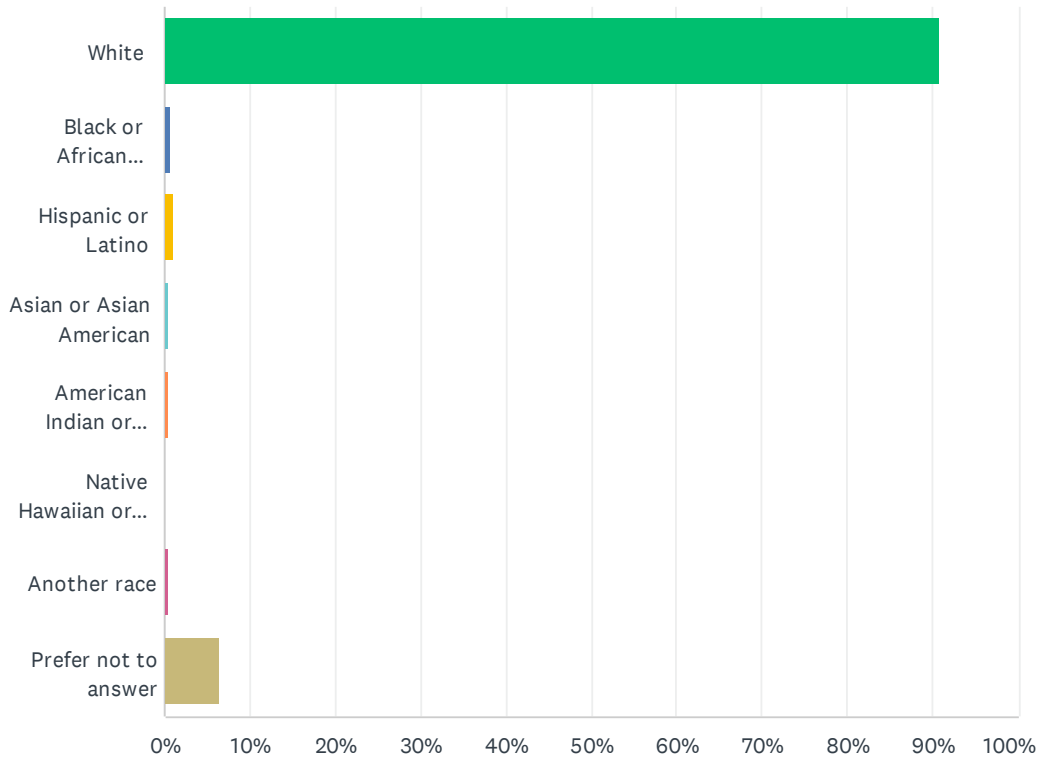
Answered: 297 Skipped: 38



ANSWER CHOICES	RESPONSES
Yes	1.35% 4
No	92.59% 275
Prefer not to answer	6.06% 18
TOTAL	297

Q30 What is your race?

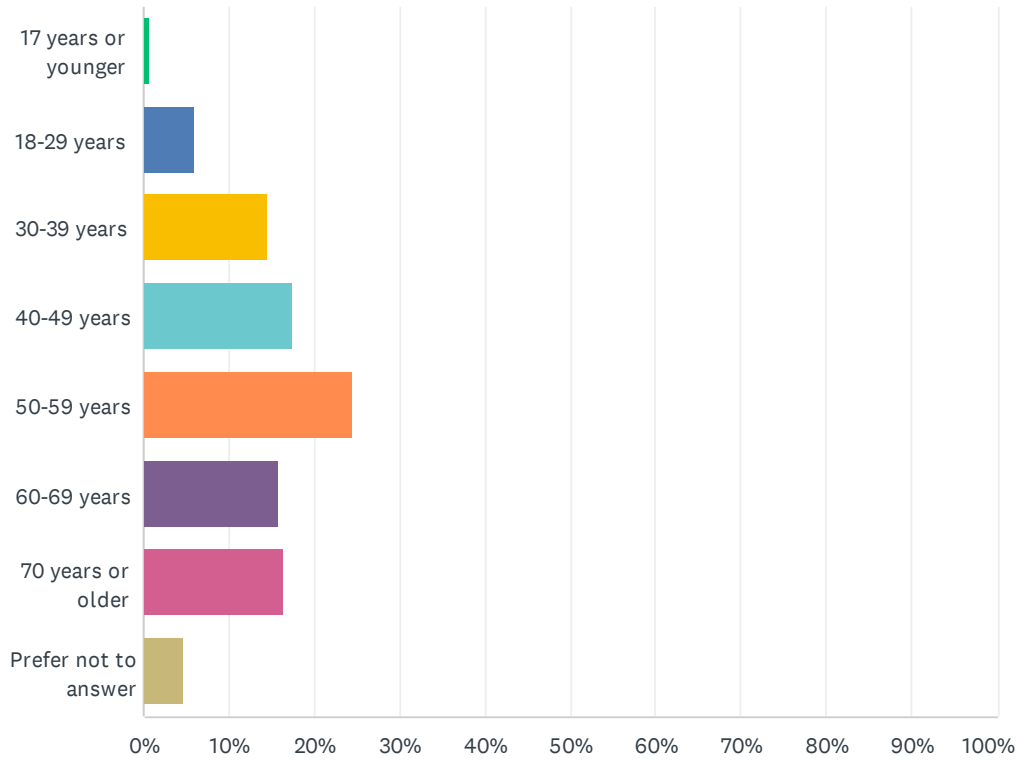
Answered: 296 Skipped: 39



ANSWER CHOICES	RESPONSES	
White	90.88%	269
Black or African American	0.68%	2
Hispanic or Latino	1.01%	3
Asian or Asian American	0.34%	1
American Indian or Alaska Native	0.34%	1
Native Hawaiian or other Pacific Islander	0.00%	0
Another race	0.34%	1
Prefer not to answer	6.42%	19
TOTAL		296

Q31 What is your age group?

Answered: 298 Skipped: 37



ANSWER CHOICES	RESPONSES	
17 years or younger	0.67%	2
18-29 years	6.04%	18
30-39 years	14.43%	43
40-49 years	17.45%	52
50-59 years	24.50%	73
60-69 years	15.77%	47
70 years or older	16.44%	49
Prefer not to answer	4.70%	14
TOTAL		298