



THE BUS AT THE TIP OF YOUR FINGER!



[Transit](#)

Now you can **Access real-time predictions, live vehicle locations, plan your trip, and take advantage of many other great features** for both fixed route and Boston Commuter bus services by **downloading** the

Transit App

For further assistance or additional information visit

www.mvrta.com

or call

978-469-6878



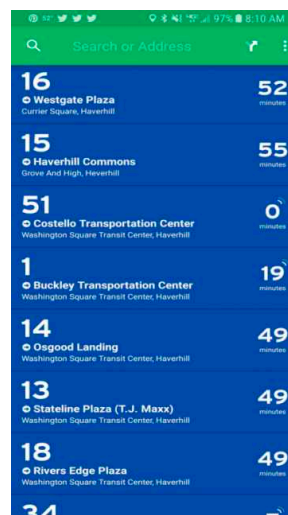
[Transit](#)

1. Go to **Google Play Store** (Android) OR **App Store** (iPhone)
2. Download the Transit App:




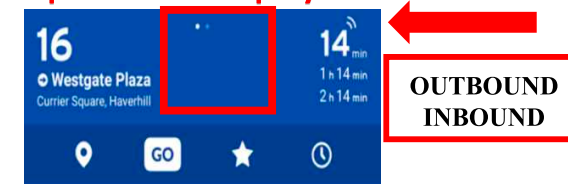
[Transit](#)

3. From the **Transit App** main screen:
 - Click Install
 - Click Open
 - Allow Transit to **search for Transit options** in your area (should display the **MVRTA bus data** if you are within the service area.)
 - The screen should look similar to the image below




MVRTA BUS DATA

4. **Select a Route**
When you click on a Route, a set of options will display



Route Maps: Immediately see vehicle locations in real time, find nearby stops, and receive stop announcements.



GO: Get step-by-step transit directions and notifications about when to leave for your trip and when to get off.



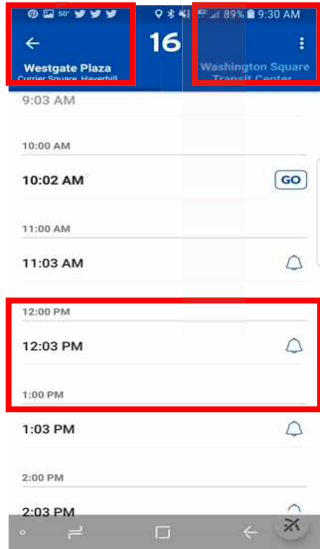
Favorite Routes: Always take the same bus? Click favorite and move the Route to the top of the list.



Timetables: View the full schedule for a route and set alarms to remind you when to leave.

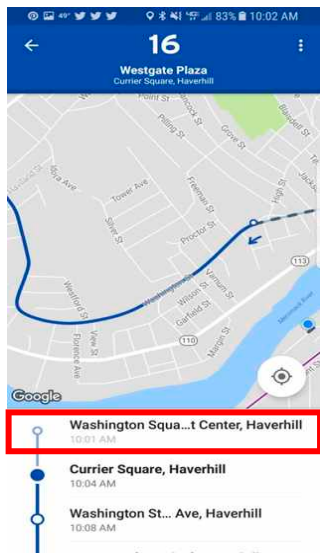
5. During the Commute !

- Click the closest time point
- Click show on map
- Depart time will display

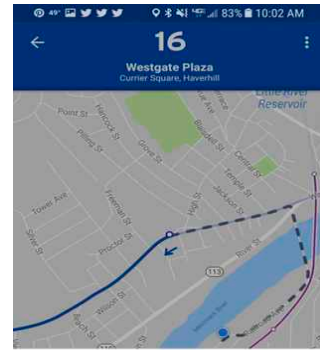


**CHOOSE
OUTBOUND
OR
INBOUND**

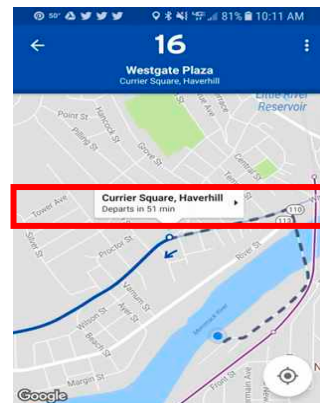
**SELECT
THE TIME
YOU NEED**



**SELECT
THE
CLOSEST
TIME
POINT**

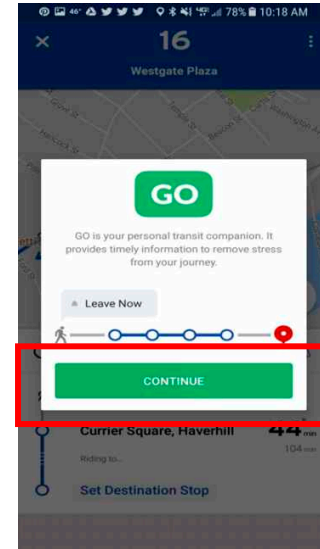


**CLICK
SHOW
ON MAP**



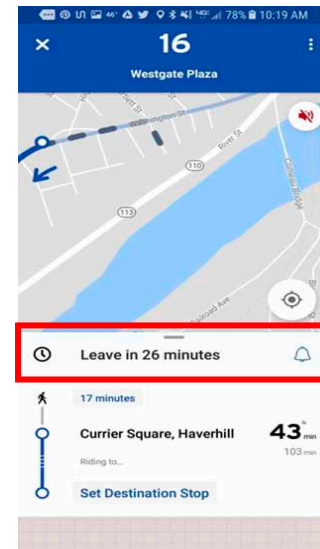
**REAL-TIME
INFORMATION
WILL
DISPLAY**

6. Want to know when to leave to catch the bus ?



**CLICK
GO**

**THEN
CLICK
CONTINUE
TWICE**



**IT WILL
TELL YOU
WHEN TO
LEAVE**

7. Service Alerts:

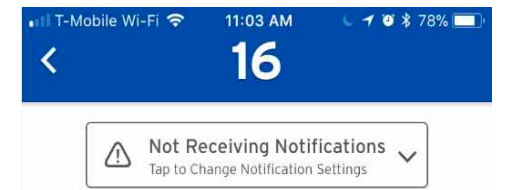
Subscribe to “Service Alerts” and receive notifications straight to your phone whenever the MVRTA publishes important alerts regarding schedule changes, detours, closures, and other unexpected surprises for your most frequent Routes traveled. Choose whether you want to get notifications for the Route all the time or just during peak hours.

How:

- Select the desired Route to expand options
- Then, click on the bubble with the exclamation point under the line you want to receive alerts for.



•Click “Not Receiving Notifications” to set-up notifications



•Select either Commute Hours Only or All Times to receive notification.

Please Note: MVRTA Real-time information is also available in Google Maps.